

SENIOR ARCHITECTURAL SYSTEMS

# TECHNICAL BULLETIN



## Welcome

**ISSUE 9**

Welcome to issue nine of Senior Architectural Systems' Technical Bulletin. This issue will restate the changes that have taken place on some particular ranges, plus recent additions to existing systems.

---

New manuals that are available are listed below:

### SPW600 Door

SPW300 Door- The new manual contains the new SPW30202 (rebated, thermally broken threshold), along with the new clamp on hinge (SW2GDH00...) and the fixing details for midrails on both inward and outward opening. Other things added include new cills which have been released and are compatible with the 300 door and side light and fan light details have been added.

SPW400 Folding Sliding Door- New individual SPW400 Folding Sliding Door manuals (open out and open in) have been added. Both open out & open in folding sliding doors now include a low threshold and the new intermediate locking turn handle. The open out folding sliding doors (previously external beaded) are now internal beaded.

The SMR800 range has been further enhanced by the inclusion of a 240mm mullion section reference SMR807. This will allow larger spans to be achieved. Please see page reference SMR800.B.03.

**For more information regarding any of the above new manuals or the new supplement sheets (on the next page) that show details of new sections, please contact Lindsey Brogan at [lindsey.brogan@seniorarchitectural.co.uk](mailto:lindsey.brogan@seniorarchitectural.co.uk)**

---

## Contact Details

If you require any further information or assistance, contact the relevant department from below, on Tel number 01709 772600:

**Technical Enquiries**

Technical Department

**Manuals / Literature Request**

Marketing Department

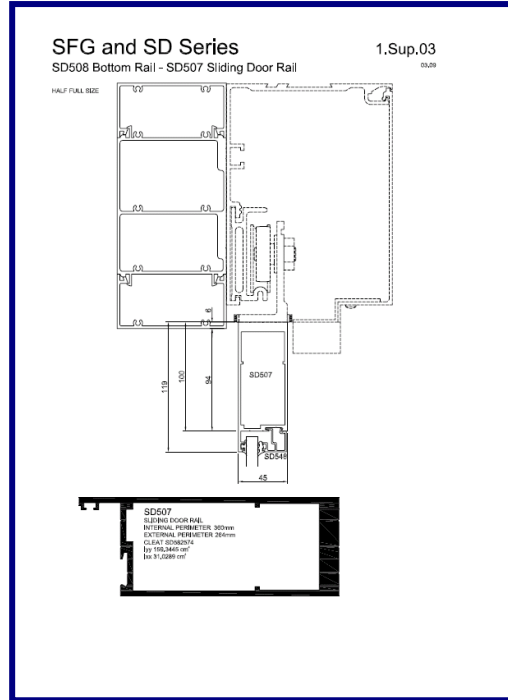
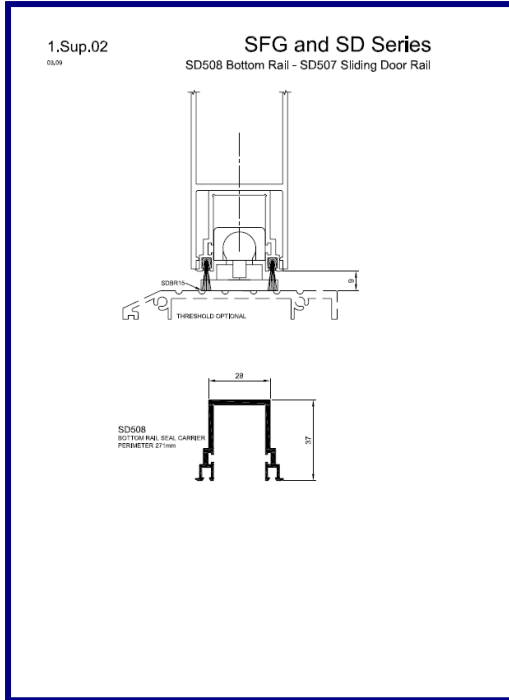
**Specifications**

Marketing Department

**Sales Enquiries**

Sales Department

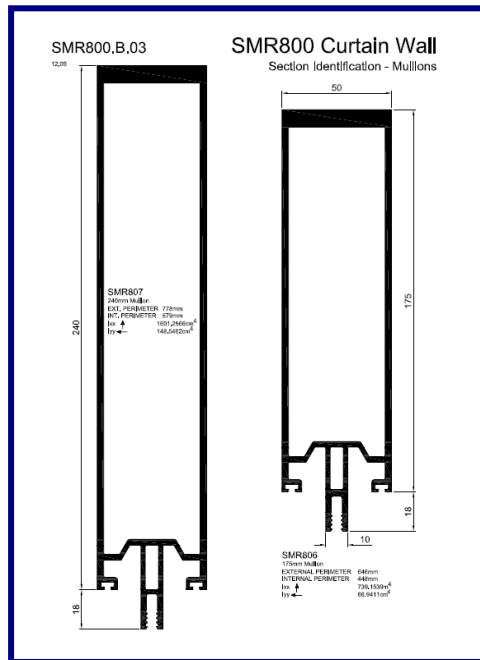
# Manual Supplement Sheets



**SFG/SD – 1.sup.02**

**SFG/SD – 1.sup.03**

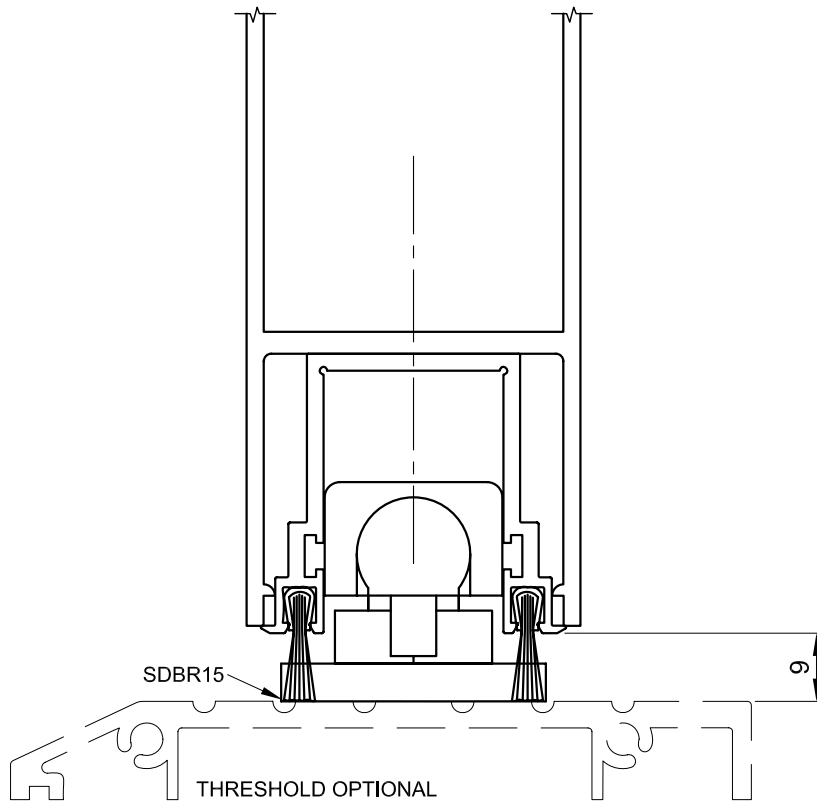
SD508 Bottom Rail- SD507 Sliding door Rail SD508 Bottom Rail- SD507 Sliding door Rail



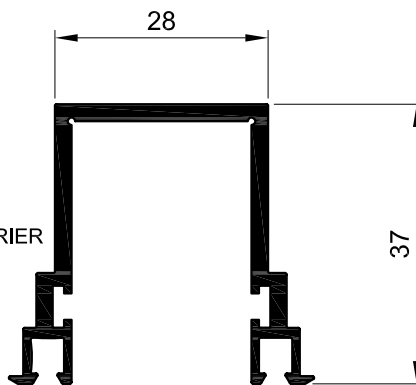
**SMR800 – SMR800.B.03**  
Section Identification- Mullions

# SFG and SD Series

## SD508 Bottom Rail - SD507 Sliding Door Rail



**SD508**  
BOTTOM RAIL SEAL CARRIER  
PERIMETER 271mm



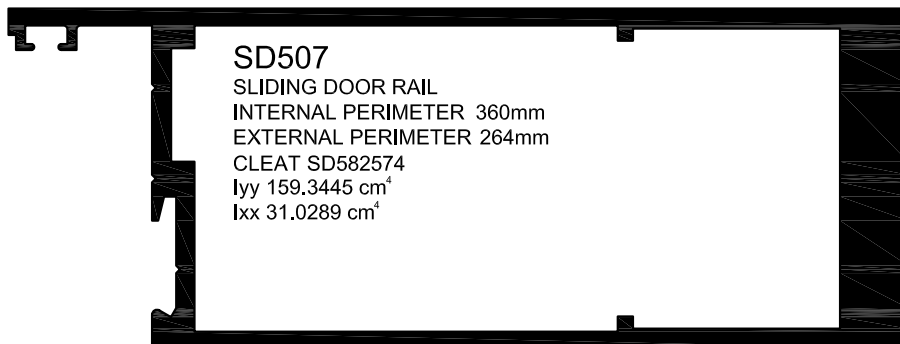
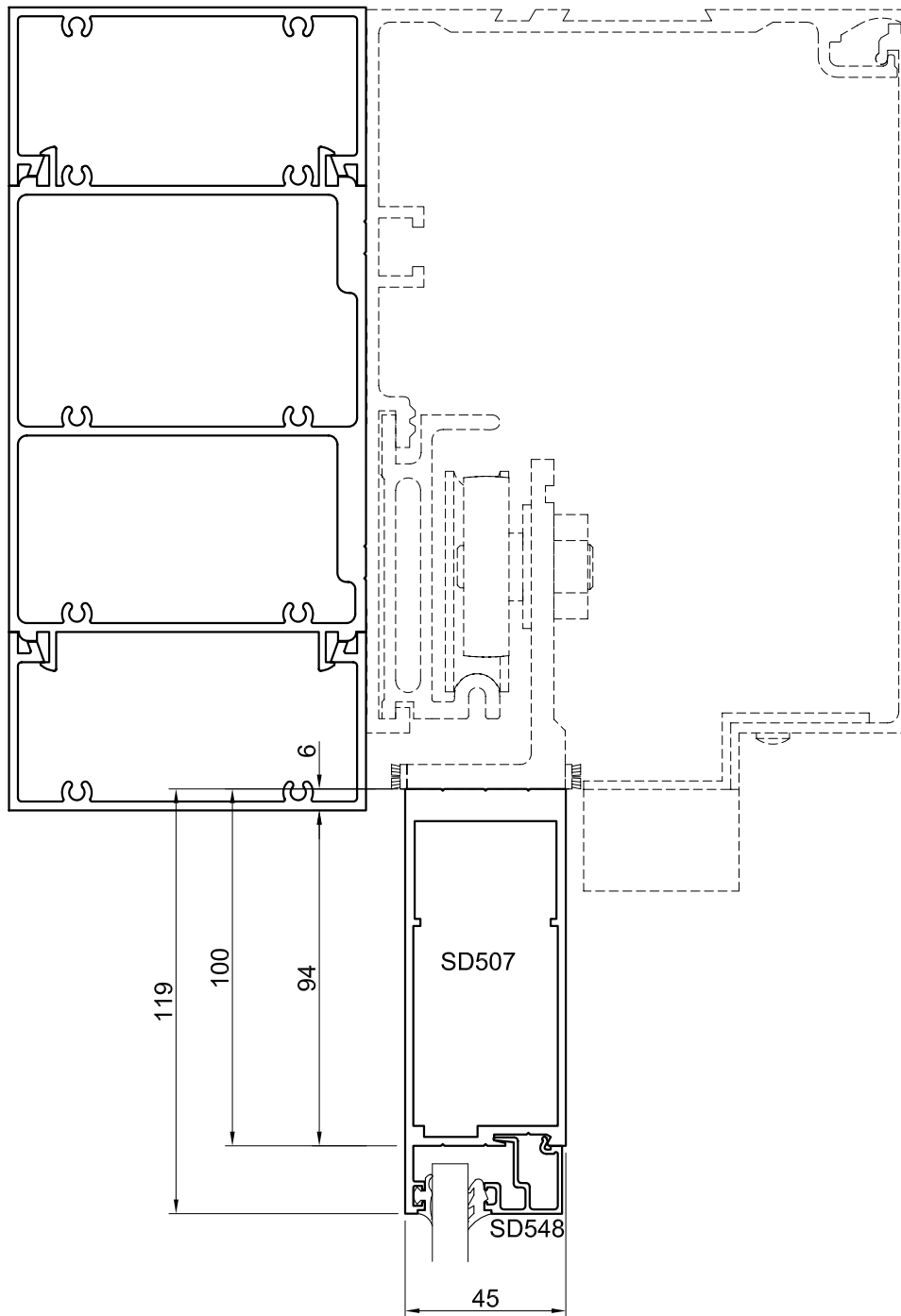
# SFG and SD Series

1.Sup.03

## SD508 Bottom Rail - SD507 Sliding Door Rail

03.09

HALF FULL SIZE

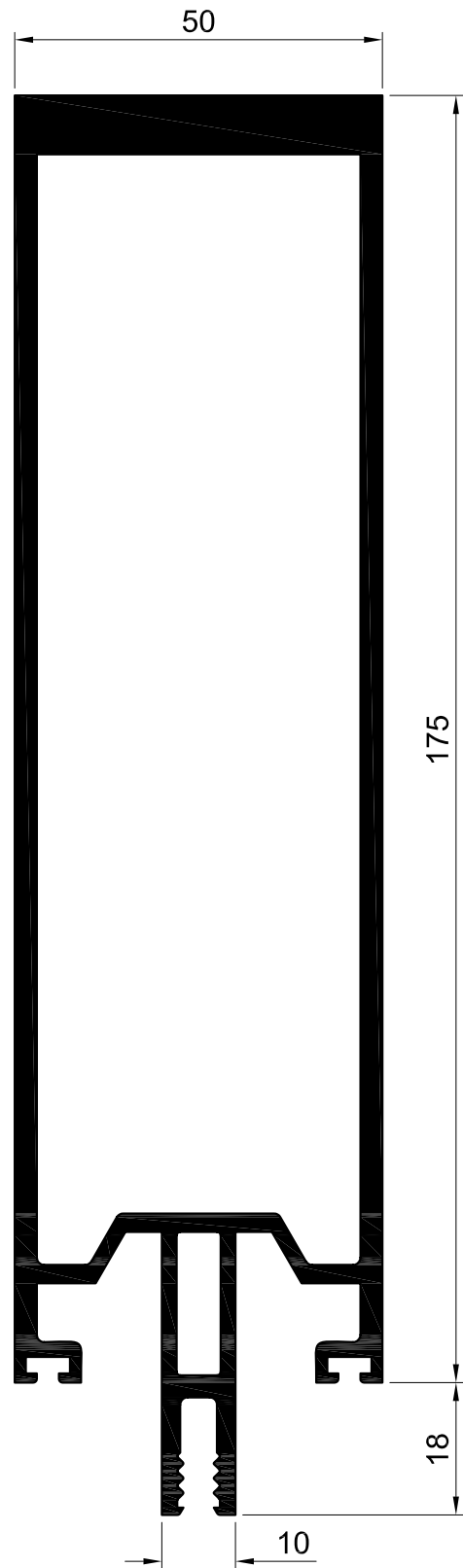
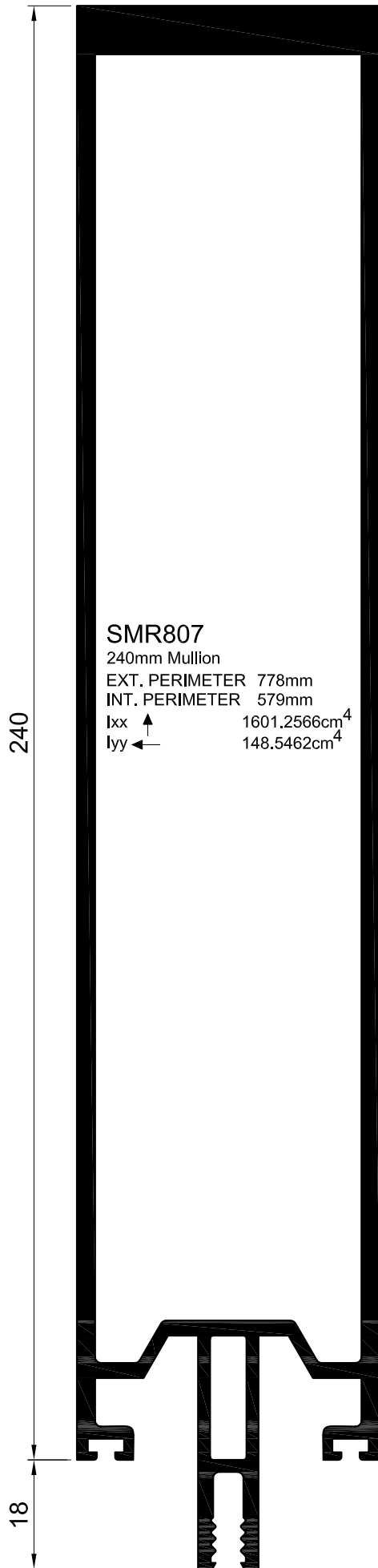


# SMR800.B.03

# SMR800 Curtain Wall

## Section Identification - Mullions

12.09



SMR806  
175mm Mullion  
EXTERNAL PERIMETER 646mm  
INTERNAL PERIMETER 448mm  
Ixx ↑ 739.1539m<sup>4</sup>  
Iyy ← 66.9411cm<sup>4</sup>